



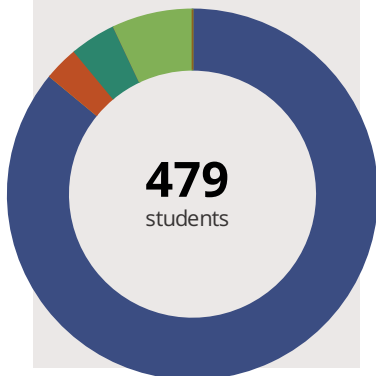
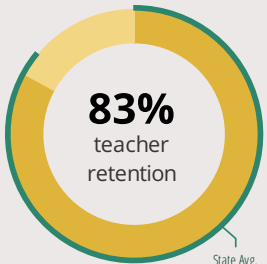
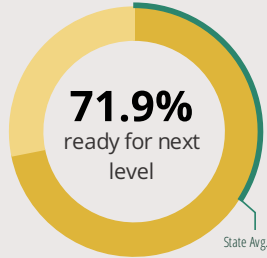
CENTRAL ELEM SCHOOL

910 CENTRAL AVE WILMETTE, IL 60091 2608 (847) 251-3252

Grades: K-4
District: WILMETTE SD 39

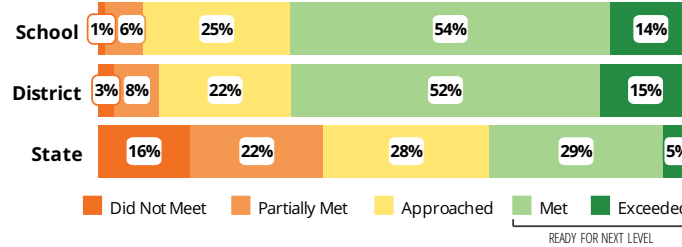
Principal: Ms.Rebecca Littmann
Superintendent: Dr.Raymond Lechner

FAST FACTS



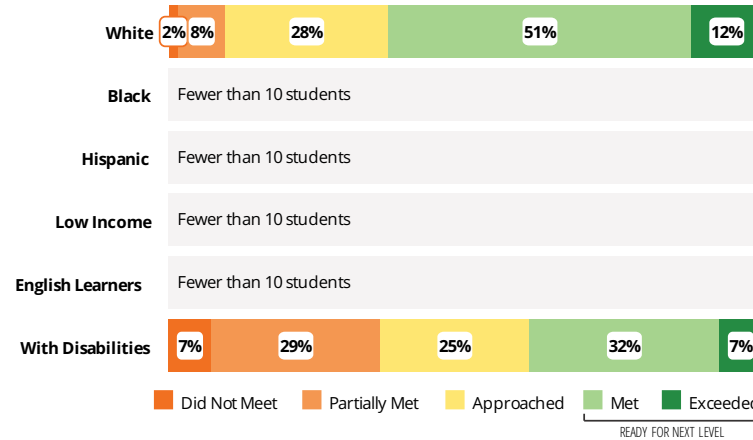
Academic Success

All Illinois students in grades 3-8 take the PARCC assessment each year. High school students take the SAT in Math and English Language Arts.



Success by Student Group

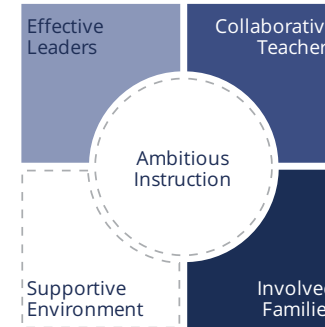
This display shows PARCC performance levels for each student group. No data is shown for groups with fewer than 10 students.



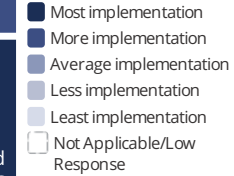
Student Characteristics

White	86%	Low Income	2%
Black	0%	English Learners	4%
Hispanic	3%	With Disabilities	10%
Asian	4%	Homeless	0%
American Indian	0%		
Two or More Races	7%		
Pacific Islander	0%		

School Environment



The **5Essentials Survey** allows students in grades 6-12 and all teachers to share their perspectives on essential conditions for learning. The anonymous survey consists of 5 components.



Response Rates

Students	-
Teachers	86%

Average Effective Leaders

Do principals and teachers implement a shared vision for success?

More Collaborative Teachers

Do teachers collaborate to promote professional growth?

Ambitious Instruction

Are the classes challenging and engaging?

Supportive Environment

Is the school safe, demanding, and supportive?

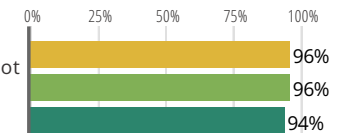
Most Involved Families

Does the entire staff build strong external relationships?

Student Attendance and Mobility

Attendance Rate

Rate at which students are present at school, not including excused or unexcused absences



Chronic Truancy Rate

Percentage of students who have been absent without valid reasons for 5% or more of regular school days

11%

Student Mobility

Percentage of students who transfer in or out of the school during the school year, not including graduates

School 3%, District 3%, State 7%



CENTRAL ELEM SCHOOL

School Highlights

Academic Courses

The Central School community prepares students for a rapidly changing and challenging future by developing intelligence that is both academic and character-centered.

Physical Education, Health and Wellness

Central provides Physical Education/Health classes for grades K-4

Other Programs and Activities

In addition to a strong focus on academic learning, Central School is dedicated to continuous school improvement and enrichment. Most recently, we renovated our library and technology lab to create an innovative "Learning Commons" where 21st Century Learning can take place.

School Awards

Central School has been recognized for exemplary academic performance at both the national and local levels. Central is a National Blue Ribbon Award winner. A staff member earned a Golden Apple Award. Many teachers have National Board Certification. The school also earned the state's Excellence Award for Exemplary Academic Performance.

Career Development Courses and Programs

(Check middle school and junior high for programming)

Athletics

(Check middle school and junior high for programming)

School Personnel Resources

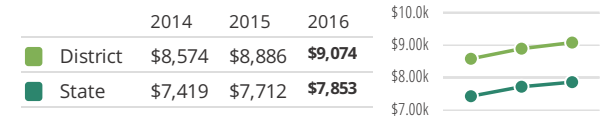
Central School has a variety of specialists to assist students with special needs. These specialists are part of the school's Student Assistance Team. They meet regularly to ensure that academic, behavioral, and social/emotional needs of students are met. They also provide necessary interventions and therapies to students during the school day.

Facilities

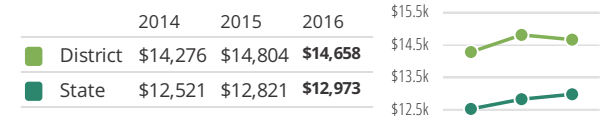
Central School has an innovative "Learning Commons" where 21st Century learning can take place. The new space provides enrichment to the curriculum and encourages collaboration, communication, creativity and critical thinking.

District Finance

Instructional Spending per Pupil includes only the activities directly dealing with the teaching of students or the interaction between teachers and students.



Operational Spending per Pupil includes all costs for overall operations in this school's district, including Instructional Spending, but excluding summer school, adult education, capital expenditures, and long-term debt payments.



Educator Measures

This school has had **1 principal(s)** over the past 6 years. In the last three years, an average of **83% of teachers** return to this school each year.

FOR MORE INFORMATION

Visit IllinoisReportCard.com to see additional details about each item of information for this school. There you will find charts spanning multiple years, detailed explanations, resources, more of the school's programs and activities, and powerful tools that let you dig deeper into data.

Most of this data has been collected by ISBE from school districts through data systems. Some information, such as the School Highlights, is entered directly by principals and can be updated throughout the year.