



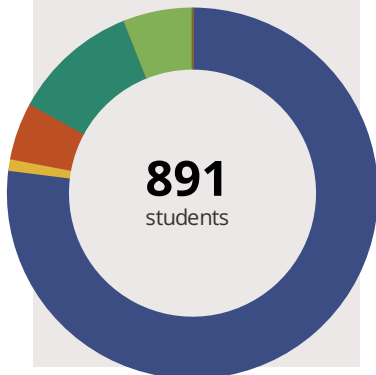
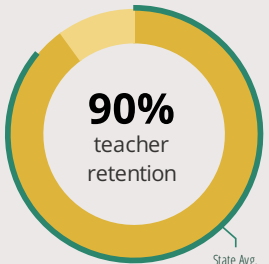
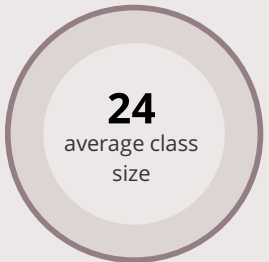
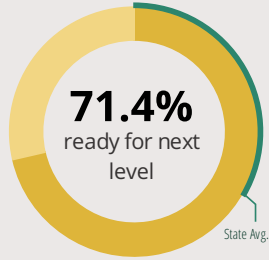
# WILMETTE JUNIOR HIGH SCHOOL

620 LOCUST RD WILMETTE, IL 60091 2200 (847) 256-7280

Grades: 7-8  
District: WILMETTE SD 39

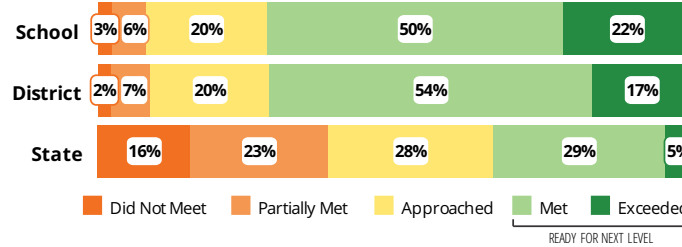
Principal: Ms.Kelly Jackson  
Superintendent: Dr.Raymond Lechner

## FAST FACTS



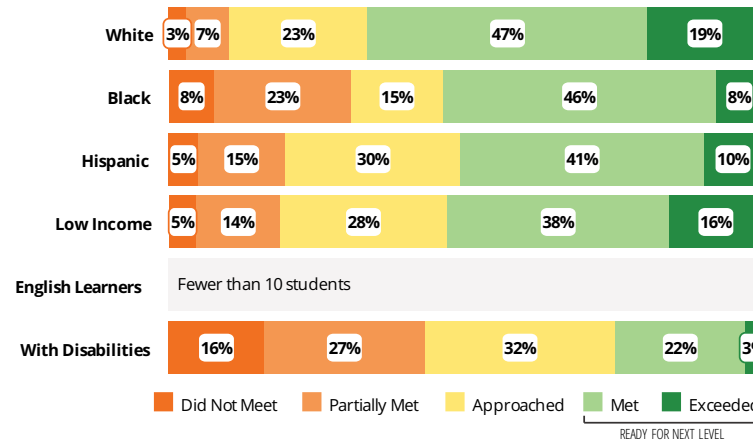
## Academic Success

All Illinois students in grades 3-8 take the PARCC assessment each year. High school students take the PARCC in specific Math or English Language Arts (ELA) courses.



## Success by Student Group

This display shows PARCC performance levels for each student group. No data is shown for groups with fewer than 10 students.



## Student Characteristics

White	77%	Low Income	5%
Black	1%	English Learners	1%
Hispanic	5%	With Disabilities	14%
Asian	11%	Homeless	0%
American Indian	0%		
Two or More Races	6%		
Pacific Islander	0%		

## School Environment



The **5Essentials Survey** allows students in grades 6-12 and all teachers to share their perspectives on essential conditions for learning. The anonymous survey consists of 5 components.

- Most implementation
- More implementation
- Average implementation
- Less implementation
- Least implementation
- Not Applicable/Low Response

### Response Rates

Students	-
Teachers	-

### Effective Leaders

Do principals and teachers implement a shared vision for success?

### Collaborative Teachers

Do teachers collaborate to promote professional growth?

### Ambitious Instruction

Are the classes challenging and engaging?

### Supportive Environment

Is the school safe, demanding, and supportive?

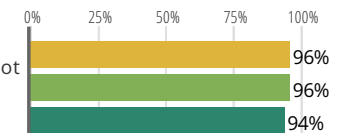
### Involved Families

Does the entire staff build strong external relationships?

## Student Attendance and Mobility

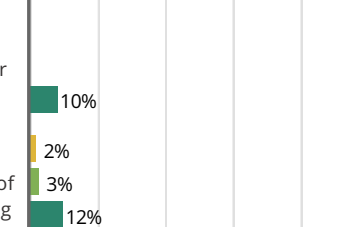
### Attendance Rate

Rate at which students are present at school, not including excused or unexcused absences



### Chronic Truancy Rate

Percentage of students who have been absent without valid reasons for 5% or more of regular school days



### Student Mobility

Percentage of students who transfer in or out of the school during the school year, not including graduates





# WILMETTE JUNIOR HIGH SCHOOL

## School Highlights

### Academic Courses

Wilmette Junior High School boasts a curriculum that meets the needs of all students. The work we ask our students to complete is rigorous and high interest. Our core classes include reading, writing, math, science, and social studies. Additionally, students participate in world language, art, and physical education.

### Physical Education, Health and Wellness

Elective Courses, Health Education Courses

### Other Programs and Activities

After School Care, Art Club, Auditorium Tech Crew, Debate Team, Drama/Theatre, Environmental Club, Family Nights, Homework Club, Language Clubs, Literary Magazine, Math Club, Mentoring Program, Music Club, Newspaper, Parent Associations, Science Olympiad, Student Council/Government, Yearbook Club

### School Awards

We are proud of our two time National Blue Ribbon school.

### Career Development Courses and Programs

### Athletics

The goal of our athletic program is to offer our students a developmentally appropriate program that improves their skill, understanding of the game, and fosters teamwork. This is done by focusing on improvement over winning.

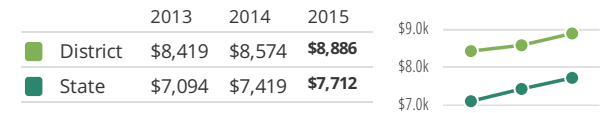
### School Personnel Resources

English as a Second Language Teacher, General Administrator or General Supervi, Librarian/Media Specialist, Paraprofessional, School Nurse, School Psychologist, School Social Worker, School Social Worker Intern, Special Education Teacher, Speech Language Pathologist-non teaching, Technology Specialist

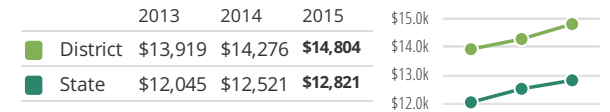
### Facilities

## District Finance

**Instructional Spending per Pupil** includes only the activities directly dealing with the teaching of students or the interaction between teachers and students.



**Operational Spending per Pupil** includes all costs for overall operations in this school's district, including Instructional Spending, but excluding summer school, adult education, capital expenditures, and long-term debt payments.



## Educator Measures

This school has had **2 principal(s)** over the past 6 years. In the last three years, an average of **90% of teachers** return to this school each year.

## FOR MORE INFORMATION

Visit [IllinoisReportCard.com](http://IllinoisReportCard.com) to see additional details about each item of information for this school. There you will find charts spanning multiple years, detailed explanations, resources, more of the school's programs and activities, and powerful tools that let you dig deeper into data.

Most of this data has been collected by ISBE from school districts through data systems. Some information, such as the School Highlights, is entered directly by principals and can be updated throughout the year.